

Serving NY State

nysMSC.org

New York State Multiple Sclerosis Consortium

Serving NY State

nysMSC.org

New York State Multiple Sclerosis Consortium

Current Registry Status of the New York State Multiple Sclerosis Consortium Database

New York State Multiple Sclerosis Consortium Sites

- 1. The Baird MS Research Center / The Jacobs Neurological Institute
Buffalo, NY**
- 2. University of Rochester Medical Center, Dept. of Neurology
Rochester, NY**
- 3. SUNY Upstate Medical University / Syracuse Dept. of Neurology
Syracuse, NY**
- 4. Albany Medical College, Dept. of Neurology
Albany, NY**
- 5. Kingston Neurological Associates, PC
Kingston, NY**
- 6. Cornell Medical Center, Dept. of Neurology and Neuroscience
New York, NY**

New York State Multiple Sclerosis Consortium Sites

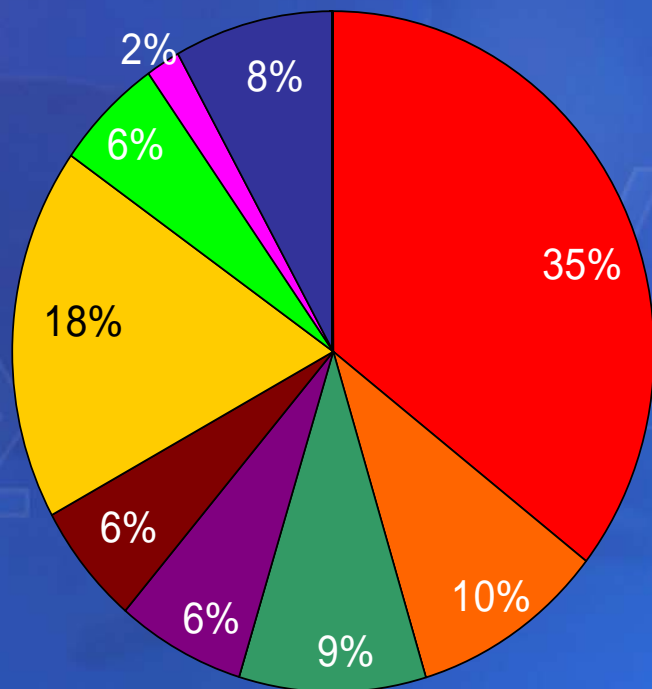
7. **The Hospital for Joint Diseases / Orthopedic Institute, MS Care Center,
New York, NY**
8. **MS Comprehensive Care Center, Dept. of Neurology
Stony Brook, NY**
9. **Division of Neurology, Maimonides Medical Center
Brooklyn, NY**
10. **Alpha Neurology, P.C.
Staten Island, NY**
11. **New York Hospital Medical Center of Queens
Flushing, NY**
12. **Multiple Sclerosis Care Center
East Meadow, NY**

New York State Multiple Sclerosis Consortium Sites

13. **Agnes Hospital**
St. Agnes, NY
14. **Winthrop-University Hospital**
Mineola, NY
15. **University of Vermont**
Burlington, VT
16. **Neurological Associates of Albany**
Albany, NY
17. **St. Luke's Roosevelt Hospital Center**
Catskill, NY
18. **Glen Falls Neurology**
Glen Falls, NY

Enrollment in 1996

Enrollments per site

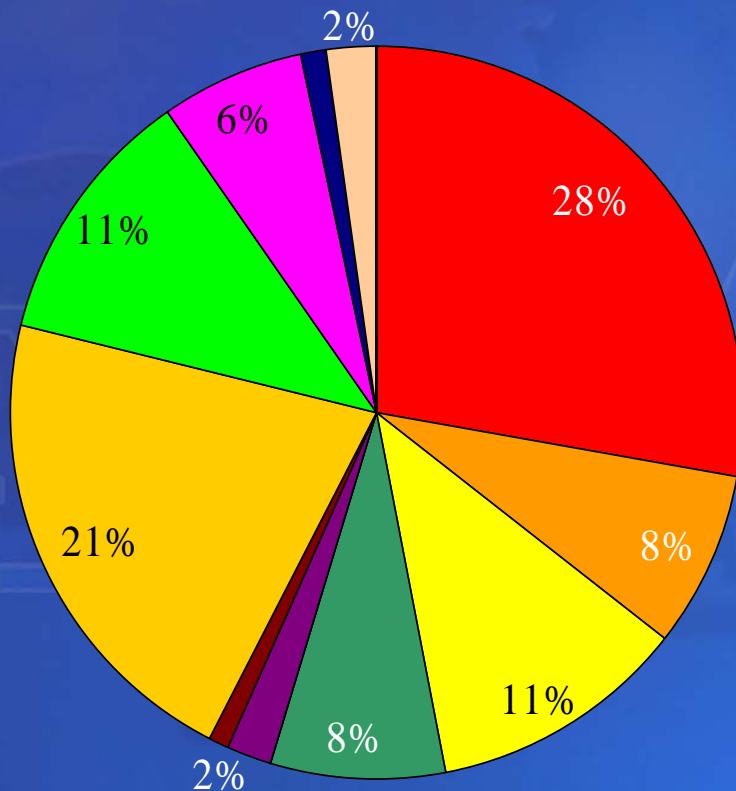


Buffalo	442	35.4%
Rochester	121	9.7%
Syracuse	2	0.2%
Albany Med.	116	9.3%
Kingston	0	0%
NYC: Cornell	80	6.4%
NYC: HJC	74	5.9%
Stony Brook	222	17.8%
Brooklyn	70	5.6%
Staten Island	20	1.6%
Flushing	100	8.0%
E. Meadow	0	0%
St. Agnes	0	0%
Mineola	0	0%
Burlington, VT	0	0%
Albany: NAA	0	0%
Catskill N&R	0	0%
Glens Falls	0	0%

Total: 1247

Enrollment in 1997

Enrollments per site

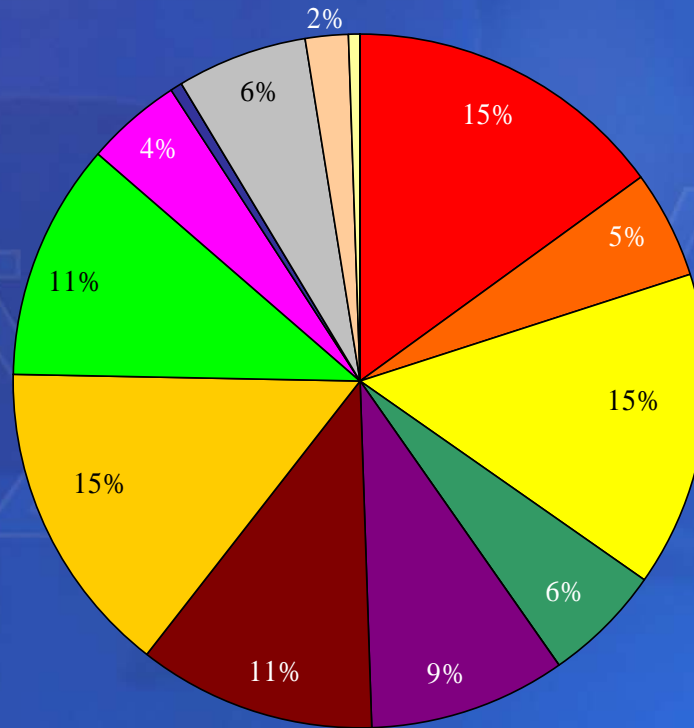


Total: 1090

Buffalo	302	27.7%
Rochester	85	7.8%
Syracuse	125	11.5%
Albany Med.	85	7.8%
Kingston	0	0%
NYC: Cornell	20	1.8%
NYC: HJC	11	1.0%
Stony Brook	233	21.4%
Brooklyn	123	11.3%
Staten Island	70	6.4%
Flushing	11	1.0%
E. Meadow	0	0%
St. Agnes	2	0.2%
Mineola	23	2.1%
Burlington, VT	0	0%
Albany: NAA	0	0%
Catskill N&R	0	0%
Glens Falls	0	0%

Enrollment in 1998

Enrollments per site

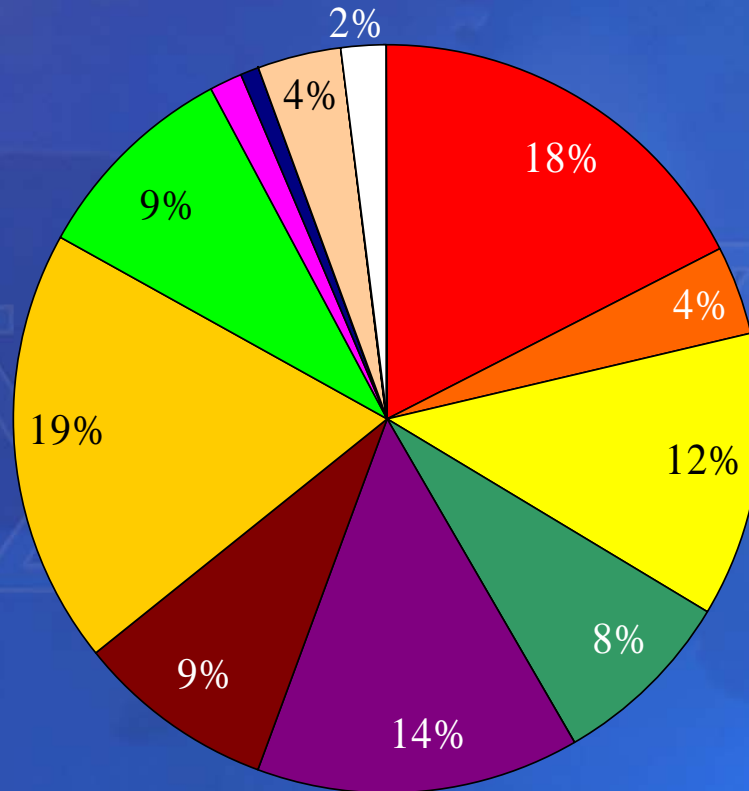


Site	Enrollment	Percentage
Buffalo	203	15.0%
Rochester	66	4.9%
Syracuse	198	14.7%
Albany Med.	75	5.6%
Kingston	0	0%
NYC: Cornell	124	9.2%
NYC: HJC	150	11.1%
Stony Brook	201	14.9%
Brooklyn	150	11.1%
Staten Island	60	4.4%
Flushing	5	0.4%
E. Meadow	0	0%
St. Agnes	84	6.2%
Mineola	27	2.0%
Burlington, VT	7	0.5%
Albany: NAA	0	0%
Catskill N&R	0	0%
Glens Falls	0	0%

Total: 1350

Enrollment in 1999

Enrollments per site

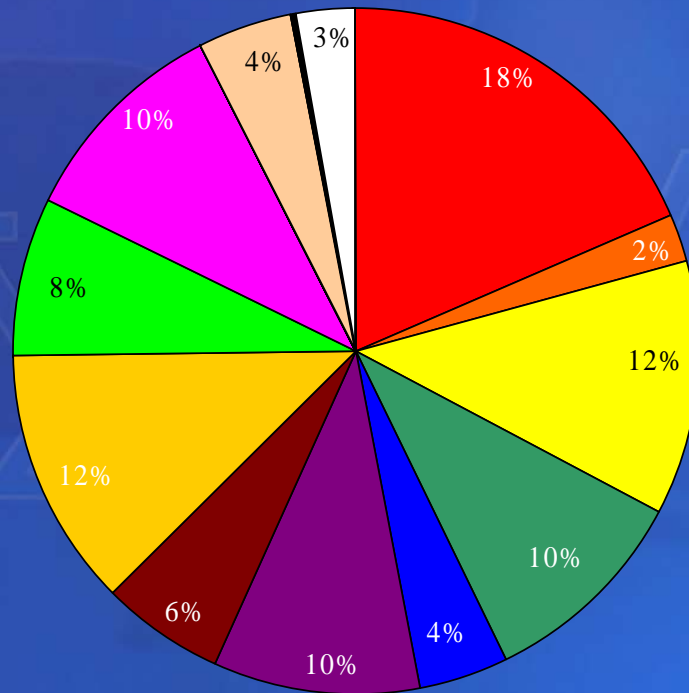


■ Buffalo	176	17.6%
■ Rochester	39	3.9%
■ Syracuse	122	12.2%
■ Albany Med.	80	8.0%
■ Kingston	0	0%
■ NYC: Cornell	140	14.0%
■ NYC: HJC	86	8.6%
■ Stony Brook	190	18.9%
■ Brooklyn	93	9.3%
■ Staten Island	14	1.4%
■ Flushing	7	0.7%
■ E. Meadow	0	0%
■ St. Agnes	1	0.1%
■ Mineola	36	3.6%
■ Burlington, VT	0	0%
■ Albany: NAA	0	0%
■ Catskill N&R	19	1.9%
■ Glens Falls	0	0%

Total: 1003

Enrollment in 2000

Enrollments per site

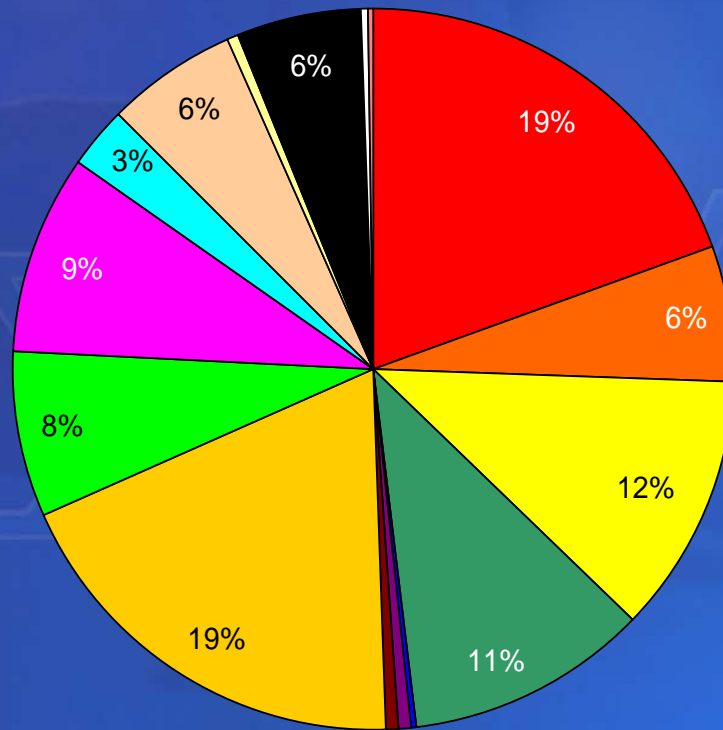


Site	Enrollment	Percentage
Buffalo	180	18.5%
Rochester	22	2.3%
Syracuse	118	12.1%
Albany Med.	97	10.0%
Kingston	40	4.1%
NYC: Cornell	96	9.9%
NYC: HJC	55	5.7%
Stony Brook	119	12.2%
Brooklyn	74	7.6%
Staten Island	101	10.4%
Flushing	0	0%
E. Meadow	0	0%
St. Agnes	0	0%
Mineola	43	4.4%
Burlington, VT	0	0%
Albany: NAA	1	0.1%
Catskill N&R	27	2.8%
Glens Falls	1	0.1%

Total: 974

Enrollment in 2001

Enrollments per site

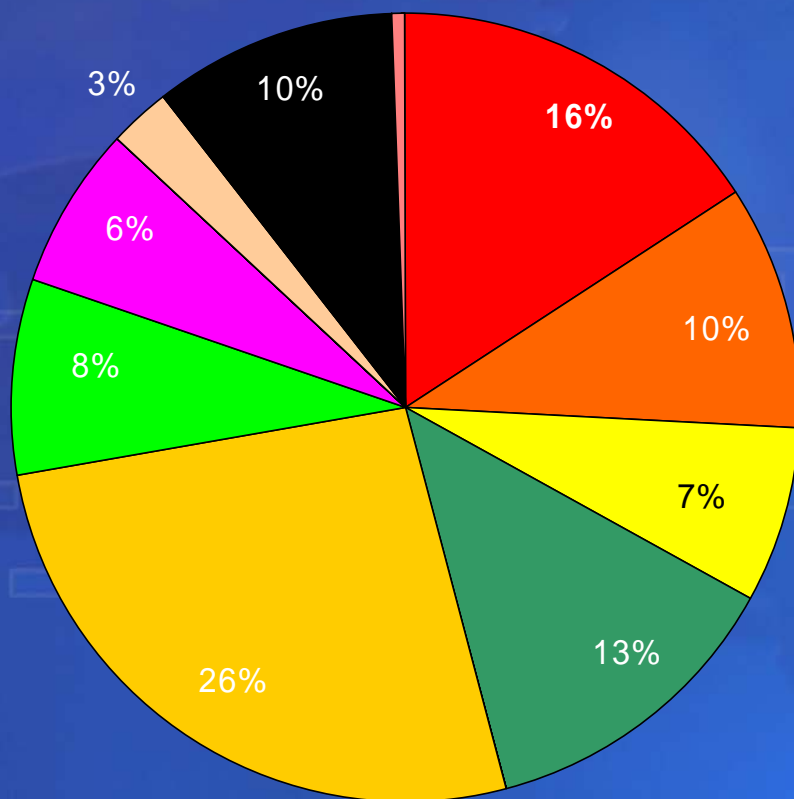


Buffalo	150	19.4%
Rochester	47	6.1%
Syracuse	91	11.8%
Albany Med.	84	10.9%
Kingston	2	0.3%
NYC: Cornell	5	0.7%
NYC: HJC	3	0.4%
Stony Brook	146	18.9%
Brooklyn	58	7.5%
Staten Island	70	9.0%
Flushing	0	0%
E. Meadow	21	2.7%
St. Agnes	0	0%
Mineola	46	5.9%
Burlington, VT	4	0.5%
Albany: NAA	43	5.6%
Catskill N&R	1	0.1%
Glens Falls	3	0.4%

Total: 774

Enrollment in 2002

Enrollments per site

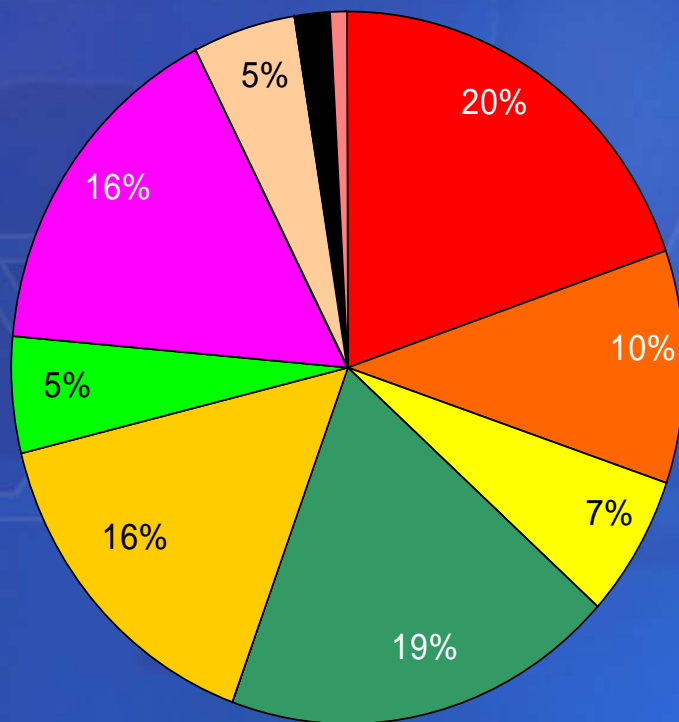


Buffalo	84	15.81%
Rochester	53	9.98%
Syracuse	39	7.34%
Albany Med.	67	12.61%
Kingston	0	0%
NYC: Cornell	0	0%
NYC: HJC	0	0%
Stony Brook	140	26.36%
Brooklyn	44	8.28%
Staten Island	34	6.4%
Flushing	0	0%
E. Meadow	0	0%
St. Agnes	0	0%
Mineola	14	2.63%
Burlington, VT	0	0%
Albany: NAA	53	9.98%
Catskill N&R	0	0%
Glens Falls	3	0.56%

Total: 531

Enrollment in 2003

Enrollments per site

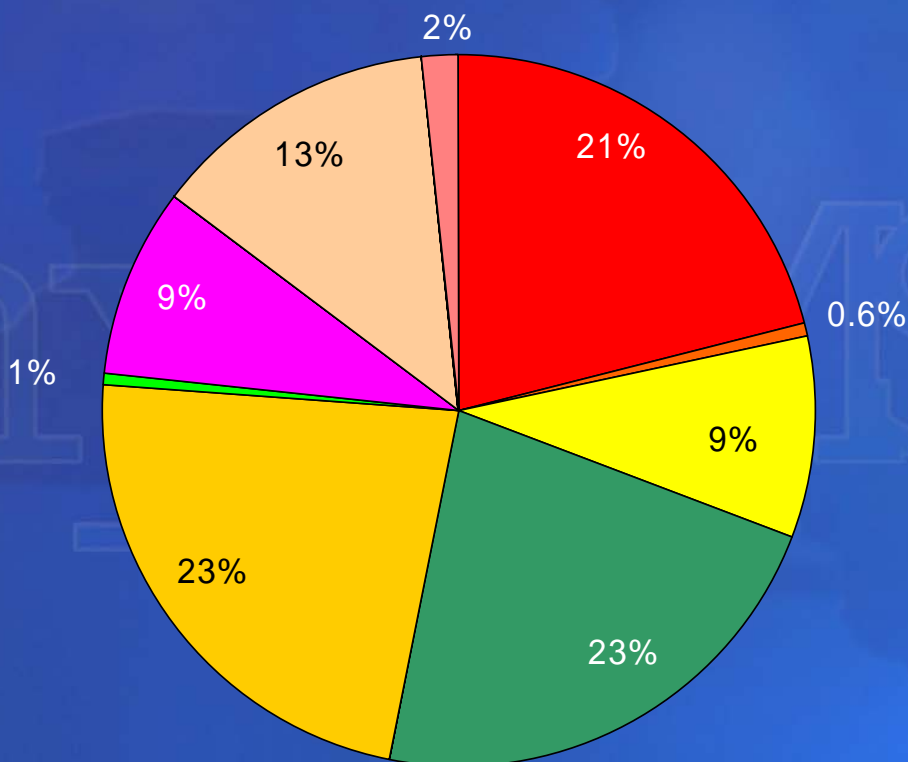


Buffalo	76	19.79%
Rochester	40	10.41%
Syracuse	25	6.51%
Albany Med.	72	18.75%
Kingston	0	0%
NYC: Cornell	0	0%
NYC: HJC	0	0%
Stony Brook	60	15.62%
Brooklyn	20	5.2%
Staten Island	62	16.14%
Flushing	0	0%
E. Meadow	0	0%
St. Agnes	0	0%
Mineola	19	4.94%
Burlington, VT	0	0%
Albany: NAA	7	1.82%
Catskill N&R	0	0%
Glens Falls	3	0.78%

Total: 384

Enrollment in 2004

Enrollments per site



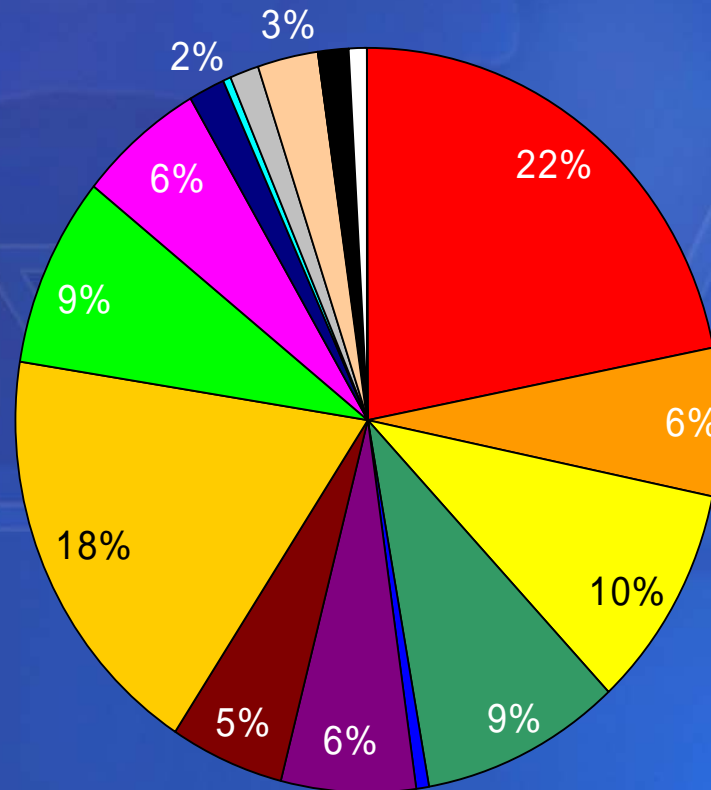
■ Buffalo	37	21.14%
■ Rochester	1	0.57%
■ Syracuse	16	9.14%
■ Albany Med.	39	22.28%
■ Kingston	0	0%
■ NYC: Cornell	0	0%
■ NYC: HJC	0	0%
■ Stony Brook	40	22.85%
■ Brooklyn	1	0.57%
■ Staten Island	15	8.57%
■ Flushing	0	0%
■ E. Meadow	0	0%
■ St. Agnes	0	0%
■ Mineola	23	13.14%
■ Burlington, VT	0	0%
■ Albany: NAA	0	0%
■ Catskill N&R	0	0%
■ Glens Falls	3	1.71%

Total: 175

Data collected as of 04/30/2004

Total Enrollment 1996 - 2003

Total enrollments per site

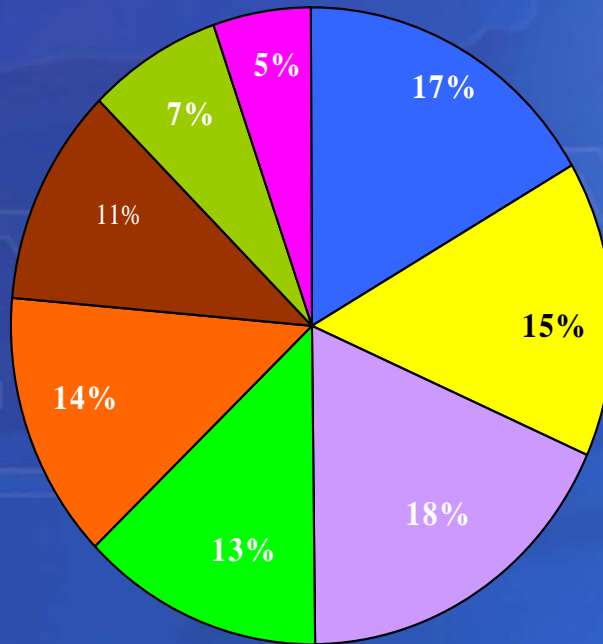


Total: 7400

■ Buffalo	1618	21.9%
■ Rochester	473	6.4%
■ Syracuse	722	9.8%
■ Albany Med	677	9.1%
■ Kingston	42	0.6%
■ NYC: Cornell	464	6.3%
■ NYC: HJC	379	5.1%
■ Stony Brook	1353	18.3%
■ Brooklyn	632	8.5%
■ Staten Island	431	5.8%
■ Flushing	123	1.7%
■ E. Meadow	21	0.3%
■ St. Agnes	87	1.2%
■ Mineola	208	2.8%
■ Burlington, VT	11	0.1%
■ Albany NAA	104	1.4%
■ Catskill N&R	45	0.6%
■ Glens Falls	10	0.1%

Female Enrollment 1996-2003

Female enrollment per year



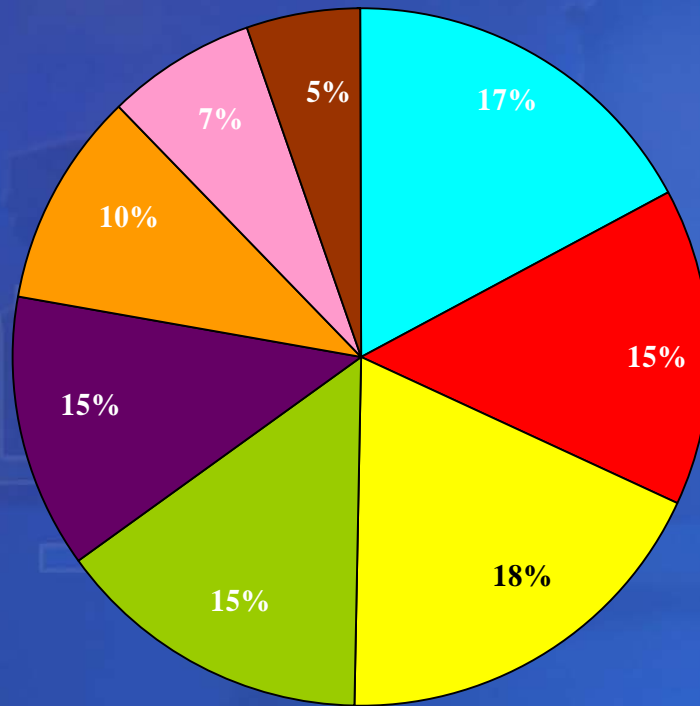
1996	Female	916	16.7%
1997	Female	811	14.8%
1998	Female	998	18.2%
1999	Female	720	13.1%
2000	Female	743	13.6%
2001	Female	611	11.2%
2002	Female	394	7.2%
2003	Female	283	5.2%

Total Female Enrollment: 5476 (74%)

Total Enrollment: 7400

Male Enrollment 1996-2003

Male enrollment per year



1996	Male	332	17.3%
1997	Male	280	14.6%
1998	Male	353	18.3%
1999	Male	284	14.8%
2000	Male	250	13.0%
2001	Male	190	9.9%
2002	Male	136	7.1%
2003	Male	99	5.1%

Total Male Enrollment: 1924 (26%)

Total Enrollment: 7400